

State of Iowa - July 2019

Total State Population	3,157,319
Children ages 0 through 5	240,042
Children ages 6 through 9	160,956
Children ages 10 through 12	125,734

Data source: Woods & Poole Population Estimates as of Dec 31, 2018.

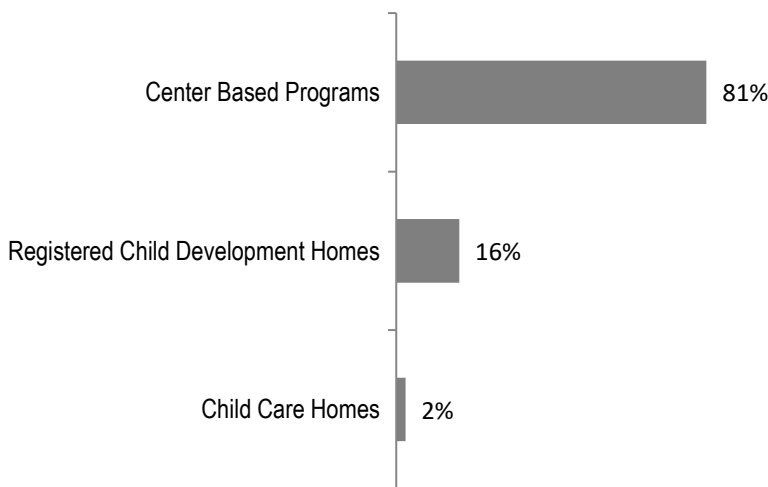
Families with all parents working & children under age 6	75%
Median Family Income	\$67,679
Average Weekly Income	\$1,302

Data source: State Library of Iowa, www.iowadatecenter.org



www.iowaccrr.org

Percent of Program Spaces



5,261 Total PROGRAMS

- 2,544 Registered Child Development Homes
- 814 Child Care Homes
- 396 Dept. of Education Operated Preschools
- 1,507 DHS Licensed Centers/Preschools
 - 709 DHS Centers
 - 319 DHS Preschools
 - 479 Both Center & Preschool

169,945 Total SPACES

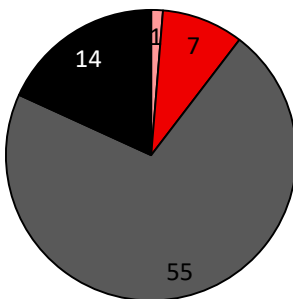
- 27,980 Registered Child Development Homes
- 4,070 Child Care Homes
- 13,558 Dept. of Education Operated Preschools
- 124,337 DHS Licensed Centers/Preschools
 - 62,415 DHS Centers
 - 11,866 DHS Preschools
 - 50,056 Both Center & Preschool

*School District Dept of Education (DOE) programs are not licensed by DHS but meet Standards for Child Care adopted by the State Board of Education.

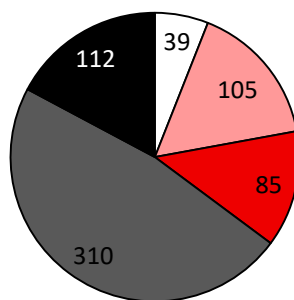
*CCR&R may not have all DOE programs and child care homes listed since they are not regulated by DHS.

Quality Rating System (QRS) Participation

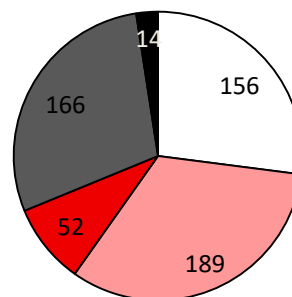
Dept. of Education Preschools



Centers/Preschools



Registered Child Development Homes



- Level 1
- Level 2
- Level 3
- Level 4
- Level 5

*The number of QRS Providers changes monthly.

Go to <http://www.dhs.iowa.gov/quality-rating-system> for up-to-date information.

ChildNet is a series of 25 hours of voluntary training for Registered Child Development Home providers. Providers commit to meeting additional requirements to become certified.	Eligible Programs	% ChildNet Certified
	2,544	19%

For a family earning the median income of \$67,679 with an infant in child care they would pay:

- 11% of their income before taxes, if their child was in a registered home
- 16% of their income before taxes, if their child was in a licensed center

Data source: State Library of Iowa, www.iowadatecenter.org & the Iowa NACCRRAware database for this reporting year.

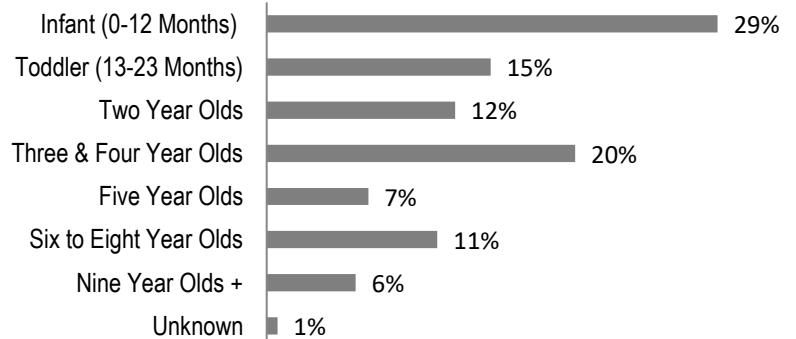
CCR&R referred 4,527 families with 6,728 children to child care providers.

Child Care Rates Average Per Week	Infant (0-12 Months)	Toddler (13-23 Months)	Two Year Olds	Three Year Olds	Four & Five Year Olds	Before & After School	Full Time School-Age
Registered Child Development Homes	\$140.03	\$138.84	\$136.32	\$134.66	\$132.92	\$64.09	\$123.03
DHS Licensed Centers/Preschools	\$208.81	\$207.59	\$188.22	\$177.25	\$171.91	\$79.08	\$150.78

* Providers may charge by the month, week, day or hour.

Out of 5,261 child care programs, 3,751 programs report they accept DHS Child Care Assistance funded children. Of these, 1,288 are centers or preschools, 2,133 are registered child care homes, and 330 are child care homes.

Percent of Requests for Child Care by Age



Services to Child Care Programs

	Technical Assistance Contacts	On-Site Consultation Visits
Center Based	6,978	3,809
Home Based	14,914	6,154

Connect with us:



State of Iowa

Funding for CCR&R services provided in part by the Iowa Department of Human Services through the Child Care Development Fund. Data provided by Child Care Resource & Referral using NACCRRAware as of July 1, 2019 unless otherwise noted.

Cedar County - July 2019

Total County Population	18,553
Children ages 0 through 5	1,210
Children ages 6 through 9	888
Children ages 10 through 12	737

Data source: Woods & Poole Population Estimates as of Dec 31, 2018.

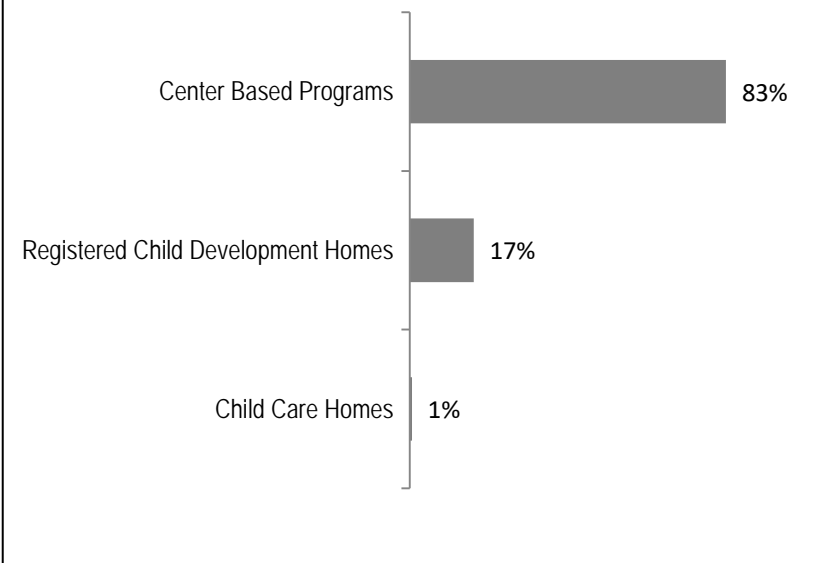
Families with all parents working & children under age 6	85%
Median Family Income	\$77,682
Average Weekly Income	\$1,494

Data source: State Library of Iowa, www.iowadatecenter.org



www.iowaccrr.org

Percent of Program Spaces



28 Total PROGRAMS

- 14 Registered Child Development Homes
- 1 Child Care Homes
- 2 Dept. of Education Operated Preschools
- 11 DHS Licensed Centers/Preschools
 - 5 DHS Centers
 - 2 DHS Preschools
 - 4 Both Center & Preschool


909 Total SPACES

- 152 Registered Child Development Homes
- 5 Child Care Homes
- 112 Dept. of Education Operated Preschools
- 640 DHS Licensed Centers/Preschools
 - 262 DHS Centers
 - 56 DHS Preschools
 - 322 Both Center & Preschool

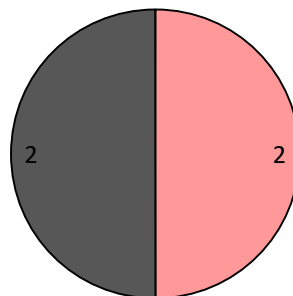
*School District Dept of Education (DOE) programs are not licensed by DHS but meet Standards for Child Care adopted by the State Board of Education.
 *CCR&R may not have all DOE programs and child care homes listed since they are not regulated by DHS.

Quality Rating System (QRS) Participation

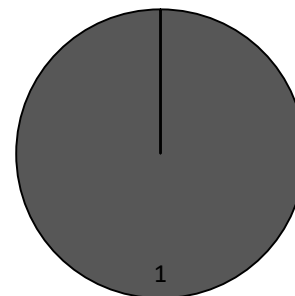
Dept. of Education Preschools



Centers/Preschools



Registered Child Development Homes



- Level 1
- Level 2
- Level 3
- Level 4
- Level 5

*The number of QRS Providers changes monthly.

Go to <http://www.dhs.iowa.gov/quality-rating-system> for up-to-date information.

ChildNet is a series of 25 hours of voluntary training for Registered Child Development Home providers. Providers commit to meeting additional requirements to become certified.	Eligible Programs	% ChildNet Certified
	14	21%

For a family earning the median income of \$77,682 with an infant in child care they would pay:

- 9% of their income before taxes, if their child was in a registered home
- 11% of their income before taxes, if their child was in a licensed center

Data source: State Library of Iowa, www.iowadatabase.org & the Iowa NACCRRAware database for this reporting year.

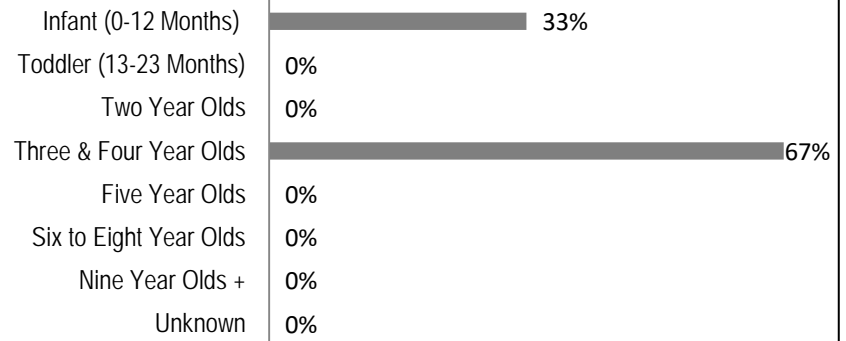
CCR&R referred 5 families with 6 children to child care providers.

Child Care Rates Average Per Week	Infant (0-12 Months)	Toddler (13-23 Months)	Two Year Olds	Three Year Olds	Four & Five Year Olds	Before & After School	Full Time School-Age
Registered Child Development Homes	\$132.78	\$130.00	\$128.89	\$128.89	\$128.89	\$79.29	\$128.57
DHS Licensed Centers/Preschools	\$171.00	\$167.20	\$165.20	\$160.00	\$152.00	\$63.17	\$120.00

* Providers may charge by the month, week, day or hour.

Out of 28 child care programs, 17 CC programs report they accept DHS Child Care Assistance funded children. Of these, 11 are centers or preschools, 5 are registered child care homes, and 1 are child care homes.

Percent of Requests for Child Care by Age



Services to Child Care Programs

	Technical Assistance Contacts	On-Site Consultation Visits
Center Based	22	21
Home Based	38	24

Connect with us:



Cedar County

Funding for CCR&R services provided in part by the Iowa Department of Human Services through the Child Care Development Fund. Data provided by Child Care Resource & Referral using NACCRRAware as of July 1, 2019 unless otherwise noted.

Clinton County - July 2019

Total County Population	46,981
Children ages 0 through 5	3,445
Children ages 6 through 9	2,441
Children ages 10 through 12	1,869

Data source: Woods & Poole Population Estimates as of Dec 31, 2018.

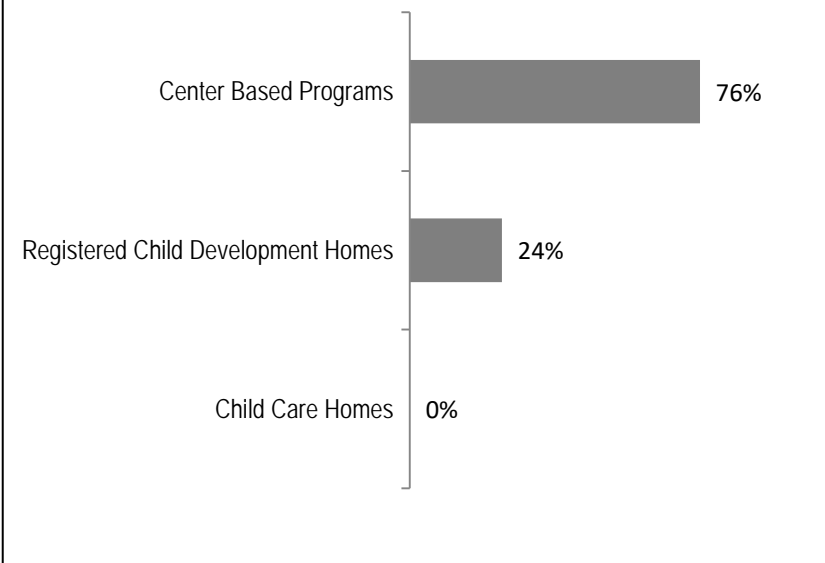
Families with all parents working & children under age 6	76%
Median Family Income	\$67,494
Average Weekly Income	\$1,298

Data source: State Library of Iowa, www.iowadatecenter.org



www.iowaccrr.org

Percent of Program Spaces



54 Total PROGRAMS

- 36 Registered Child Development Homes
- 0 Child Care Homes
- 2 Dept. of Education Operated Preschools
- 16 DHS Licensed Centers/Preschools
 - 3 DHS Centers
 - 2 DHS Preschools
 - 11 Both Center & Preschool

1,677 Total SPACES

- 404 Registered Child Development Homes
- 0 Child Care Homes
- 35 Dept. of Education Operated Preschools
- 1,238 DHS Licensed Centers/Preschools
 - 169 DHS Centers
 - 40 DHS Preschools
 - 1,029 Both Center & Preschool

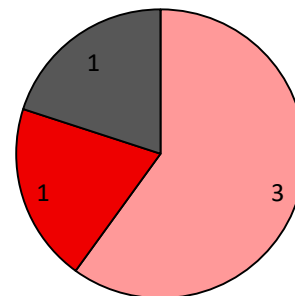
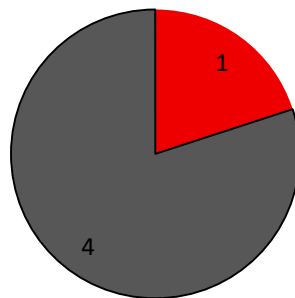
*School District Dept of Education (DOE) programs are not licensed by DHS but meet Standards for Child Care adopted by the State Board of Education.
 *CCR&R may not have all DOE programs and child care homes listed since they are not regulated by DHS.

Quality Rating System (QRS) Participation

Dept. of Education Preschools

Centers/Preschools

Registered Child Development Homes



- Level 1
- Level 2
- Level 3
- Level 4
- Level 5

*The number of QRS Providers changes monthly.

Go to <http://www.dhs.iowa.gov/quality-rating-system> for up-to-date information.

ChildNet is a series of 25 hours of voluntary training for Registered Child Development Home providers. Providers commit to meeting additional requirements to become certified.	Eligible Programs	% ChildNet Certified
	36	22%

For a family earning the median income of \$67,494 with an infant in child care they would pay:

- 10% of their income before taxes, if their child was in a registered home
- 15% of their income before taxes, if their child was in a licensed center

Data source: State Library of Iowa, www.iowadatabase.org & the Iowa NACCRRAware database for this reporting year.

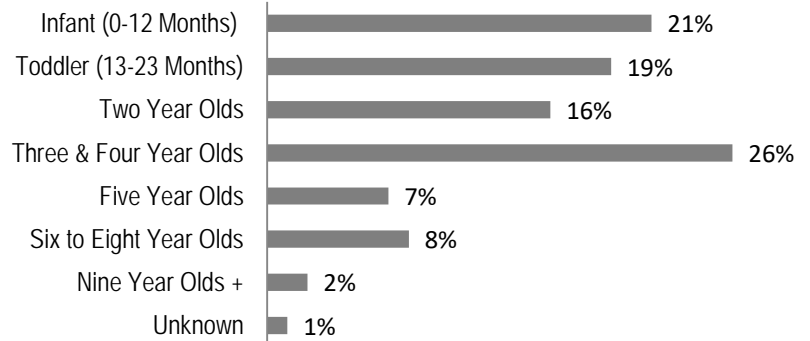
CCR&R referred 54 families with 89 children to child care providers.

Child Care Rates Average Per Week	Infant (0-12 Months)	Toddler (13-23 Months)	Two Year Olds	Three Year Olds	Four & Five Year Olds	Before & After School	Full Time School-Age
Registered Child Development Homes	\$128.25	\$128.70	\$122.85	\$122.85	\$122.85	\$58.33	\$119.70
DHS Licensed Centers/Preschools	\$195.00	\$194.15	\$166.65	\$153.35	\$144.15	\$88.75	\$146.00

* Providers may charge by the month, week, day or hour.

Out of 54 child care programs, 50 CC programs report they accept DHS Child Care Assistance funded children. Of these, 16 are centers or preschools, 34 are registered child care homes, and 0 are child care homes.

Percent of Requests for Child Care by Age



Services to Child Care Programs

	Technical Assistance Contacts	On-Site Consultation Visits
Center Based	42	45
Home Based	130	41

Connect with us:



Clinton County

Funding for CCR&R services provided in part by the Iowa Department of Human Services through the Child Care Development Fund. Data provided by Child Care Resource & Referral using NACCRRAware as of July 1, 2019 unless otherwise noted.

Muscatine County - July 2019

Total County Population	43,014
Children ages 0 through 5	3,334
Children ages 6 through 9	2,429
Children ages 10 through 12	1,910

Data source: Woods & Poole Population Estimates as of Dec 31, 2018.

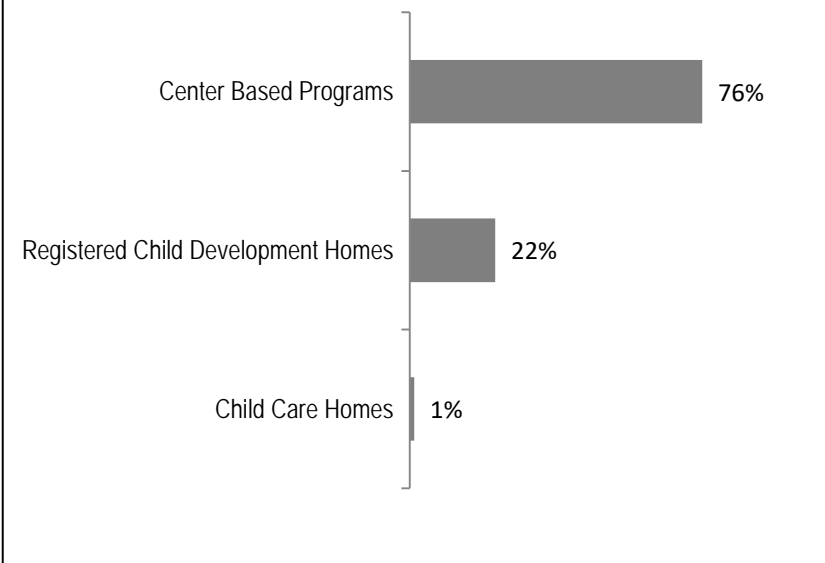
Families with all parents working & children under age 6	78%
Median Family Income	\$68,822
Average Weekly Income	\$1,324

Data source: State Library of Iowa, www.iowadatecenter.org



www.iowaccrr.org

Percent of Program Spaces



61 Total PROGRAMS

- 34 Registered Child Development Homes
- 4 Child Care Homes
- 6 Dept. of Education Operated Preschools
- 17 DHS Licensed Centers/Preschools
 - 8 DHS Centers
 - 3 DHS Preschools
 - 6 Both Center & Preschool

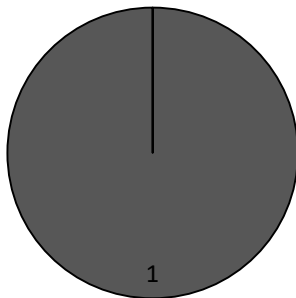
1,701 Total SPACES

- 380 Registered Child Development Homes
- 20 Child Care Homes
- 150 Dept. of Education Operated Preschools
- 1,151 DHS Licensed Centers/Preschools
 - 548 DHS Centers
 - 114 DHS Preschools
 - 489 Both Center & Preschool

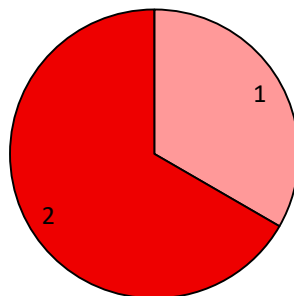
*School District Dept of Education (DOE) programs are not licensed by DHS but meet Standards for Child Care adopted by the State Board of Education.
 *CCR&R may not have all DOE programs and child care homes listed since they are not regulated by DHS.

Quality Rating System (QRS) Participation

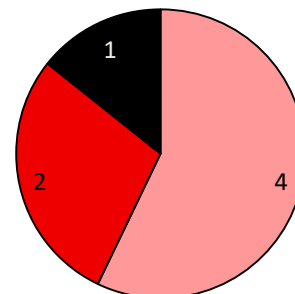
Dept. of Education Preschools



Centers/Preschools



Registered Child Development Homes



- Level 1
- Level 2
- Level 3
- Level 4
- Level 5

*The number of QRS Providers changes monthly.

Go to <http://www.dhs.iowa.gov/quality-rating-system> for up-to-date information.

ChildNet is a series of 25 hours of voluntary training for Registered Child Development Home providers. Providers commit to meeting additional requirements to become certified.	Eligible Programs	% ChildNet Certified
	34	26%

For a family earning the median income of \$68,822 with an infant in child care they would pay:

- 10% of their income before taxes, if their child was in a registered home
- 13% of their income before taxes, if their child was in a licensed center

Data source: State Library of Iowa, www.iowadatabase.org & the Iowa NACCRRAware database for this reporting year.

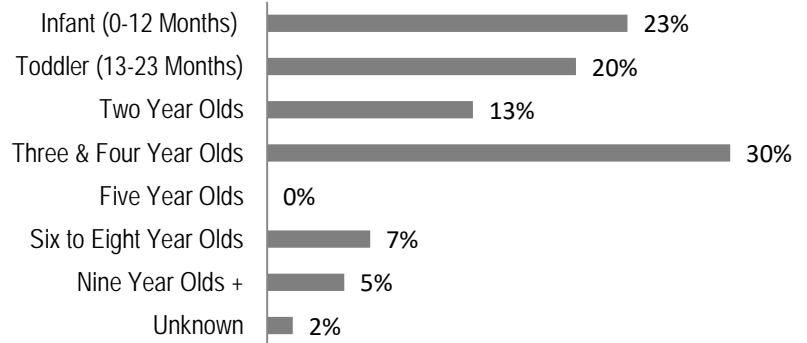
CCR&R referred 34 families with 60 children to child care providers.

Child Care Rates Average Per Week	Infant (0-12 Months)	Toddler (13-23 Months)	Two Year Olds	Three Year Olds	Four & Five Year Olds	Before & After School	Full Time School-Age
Registered Child Development Homes	\$129.40	\$130.30	\$123.15	\$123.15	\$123.15	\$57.82	\$122.65
DHS Licensed Centers/Preschools	\$170.00	\$169.29	\$160.00	\$156.43	\$152.14	\$72.29	\$133.57

* Providers may charge by the month, week, day or hour.

Out of 61 child care programs, 49 CC programs report they accept DHS Child Care Assistance funded children. Of these, 15 are centers or preschools, 30 are registered child care homes, and 4 are child care homes.

Percent of Requests for Child Care by Age



Services to Child Care Programs

	Technical Assistance Contacts	On-Site Consultation Visits
Center Based	56	47
Home Based	136	84

Connect with us:



Muscatine County

Funding for CCR&R services provided in part by the Iowa Department of Human Services through the Child Care Development Fund. Data provided by Child Care Resource & Referral using NACCRRAware as of July 1, 2019 unless otherwise noted.

Scott County - July 2019



www.iowaccrr.org

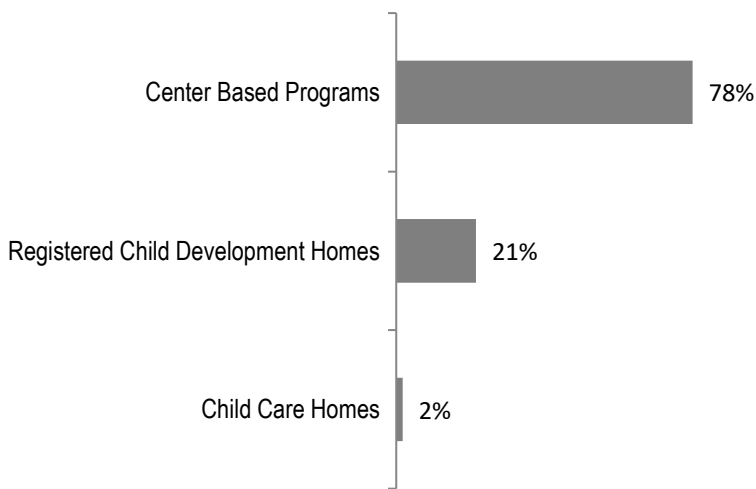
Total County Population	172,946
Children ages 0 through 5	13,383
Children ages 6 through 9	9,111
Children ages 10 through 12	7,047

Data source: Woods & Poole Population Estimates as of Dec 31, 2018.

Families with all parents working & children under age 6	72%
Median Family Income	\$74,928
Average Weekly Income	\$1,441

Data source: State Library of Iowa, www.iowadatecenter.org

Percent of Program Spaces



312 Total PROGRAMS

- 187 Registered Child Development Homes
- 31 Child Care Homes
- 9 Dept. of Education Operated Preschools
- 85 DHS Licensed Centers/Preschools
 - 48 DHS Centers
 - 11 DHS Preschools
 - 26 Both Center & Preschool

9,348 Total SPACES

- 1,948 Registered Child Development Homes
- 155 Child Care Homes
- 336 Dept. of Education Operated Preschools
- 6,909 DHS Licensed Centers/Preschools
 - 3,489 DHS Centers
 - 963 DHS Preschools
 - 2,457 Both Center & Preschool

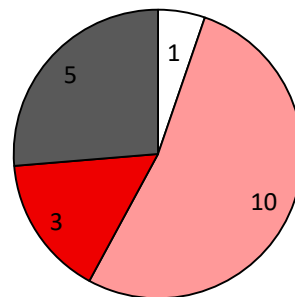
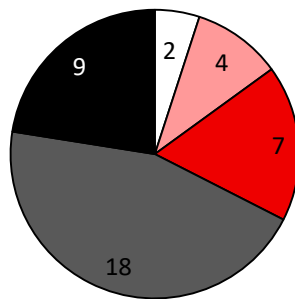
*School District Dept of Education (DOE) programs are not licensed by DHS but meet Standards for Child Care adopted by the State Board of Education.
 *CCR&R may not have all DOE programs and child care homes listed since they are not regulated by DHS.

Quality Rating System (QRS) Participation

Dept. of Education Preschools

Centers/Preschools

Registered Child Development Homes



- Level 1
- Level 2
- Level 3
- Level 4
- Level 5

*The number of QRS Providers changes monthly.
 Go to <http://www.dhs.iowa.gov/quality-rating-system> for up-to-date information.

ChildNet is a series of 25 hours of voluntary training for Registered Child Development Home providers. Providers commit to meeting additional requirements to become certified.	Eligible Programs	% ChildNet Certified
	187	12%

For a family earning the median income of \$74,928 with an infant in child care they would pay:

- 10% of their income before taxes, if their child was in a registered home
- 16% of their income before taxes, if their child was in a licensed center

Data source: State Library of Iowa, www.iowadatecenter.org & the Iowa NACCRRAware database for this reporting year.

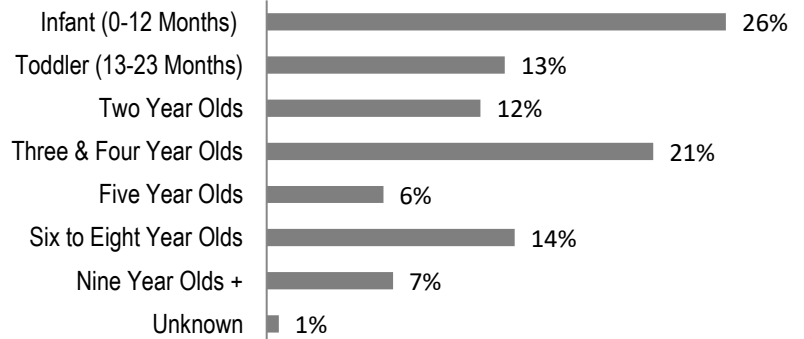
CCR&R referred 476 families with 741 children to child care providers.

Child Care Rates Average Per Week	Infant (0-12 Months)	Toddler (13-23 Months)	Two Year Olds	Three Year Olds	Four & Five Year Olds	Before & After School	Full Time School-Age
Registered Child Development Homes	\$143.09	\$141.23	\$137.26	\$136.24	\$134.91	\$63.70	\$129.68
DHS Licensed Centers/Preschools	\$224.10	\$221.57	\$192.33	\$180.97	\$176.26	\$94.92	\$165.81

* Providers may charge by the month, week, day or hour.

Out of 312 child care programs, 251 CC programs report they accept DHS Child Care Assistance funded children. Of these, 72 are centers or preschools, 152 are registered child care homes, and 27 are child care homes.

Percent of Requests for Child Care by Age



Services to Child Care Programs

	Technical Assistance Contacts	On-Site Consultation Visits
Center Based	148	173
Home Based	646	418

Connect with us:



Scott County

Funding for CCR&R services provided in part by the Iowa Department of Human Services through the Child Care Development Fund.
Data provided by Child Care Resource & Referral using NACCRRAware as of July 1, 2019 unless otherwise noted.



5 Year Child Care Data

Cedar County

Supply & Demand Comparisons	2013	2018	Increase/ Decline
Total number of child care programs listed with CCR&R	35	28	-20%
Total number of child care spaces listed with CCR&R	915	903	-1%
Total number of children age 0-5	1,355	1,176	-13%
Families with all parents working and children under age 6	81%	80%	-1%
Total children x percentage of families with all parents in the workforce	1,098	941	-14%
Total number of programs reporting they accept DHS child care assistance	28	19	-32%

Cost of Child Care

Weekly cost for an infant in a Child Development Home	\$123.57	\$133.50	8%
Percentage of income if child was in a Child Development Home	10%	10%	0%
Weekly cost for an infant in a Licensed Center	\$146.00	\$165.20	13%
Percent of income if child was in a Licensed Center	11%	12%	1%

State of Iowa

Supply & Demand Comparisons	2013	2018	Increase/D ecline
Total Number of Child Care Programs	9,384	5,426	-42%
Total Number of Child Care Spaces	177,331	167,399	-6%
Total Number of Children age 0-5	241,690	242,970	1%
Families with all parents working and children under age 6	75%	75%	0%
Total children x percentage of families with all parents in the workforce	181,268	182,228	1%
Total number of programs reporting they accept DHS child care assistance	7,207	3,920	-46%

Cost of Child Care

Weekly cost for an infant in a Child Development Home	\$134.33	\$133.78	0%
Percentage of income if child was in a Child Development Home	12%	11%	-1%
Weekly cost for an infant in a Licensed Center	\$176.24	\$179.59	2%
Percentage of income if child was in a Licensed Center	15%	14%	-1%



5 Year Child Care Data

Clinton County

Supply & Demand Comparisons	2013	2018	Increase/ Decline
Total number of child care programs listed with CCR&R	101	61	-40%
Total number of child care spaces listed with CCR&R	1,901	1,717	-10%
Total number of children age 0-5	3,674	3,474	-5%
Families with all parents working and children under age 6	78%	74%	-4%
Total children x percentage of families with all parents in the workforce	2,866	2,571	-10%
Total number of programs reporting they accept DHS child care assistance	89	57	-36%

Cost of Child Care

Weekly cost for an infant in a Child Development Home	\$118.80	\$143.57	21%
Percentage of income if child was in a Child Development Home	10%	12%	2%
Weekly cost for an infant in a Licensed Center	\$158.30	\$193.75	22%
Percent of income if child was in a Licensed Center	13%	16%	3%

State of Iowa

Supply & Demand Comparisons	2013	2018	Increase/D ecline
Total Number of Child Care Programs	9,384	5,426	-42%
Total Number of Child Care Spaces	177,331	167,399	-6%
Total Number of Children age 0-5	241,690	242,970	1%
Families with all parents working and children under age 6	75%	75%	0%
Total children x percentage of families with all parents in the workforce	181,268	182,228	1%
Total number of programs reporting they accept DHS child care assistance	7,207	3,920	-46%

Cost of Child Care

Weekly cost for an infant in a Child Development Home	\$134.33	\$133.78	0%
Percentage of income if child was in a Child Development Home	12%	11%	-1%
Weekly cost for an infant in a Licensed Center	\$176.24	\$179.59	2%
Percentage of income if child was in a Licensed Center	15%	14%	-1%



5 Year Child Care Data

Muscatine County

Supply & Demand Comparisons	2013	2018	Increase/ Decline
Total number of child care programs listed with CCR&R	123	63	-49%
Total number of child care spaces listed with CCR&R	1,905	1,771	-7%
Total number of children age 0-5	3,722	3,429	-8%
Families with all parents working and children under age 6	74%	75%	1%
Total children x percentage of families with all parents in the workforce	2,754	2,572	-7%
Total number of programs reporting they accept DHS child care assistance	99	54	-45%

Cost of Child Care

Weekly cost for an infant in a Child Development Home	\$121.50	\$129.40	7%
Percentage of income if child was in a Child Development Home	10%	10%	0%
Weekly cost for an infant in a Licensed Center	\$157.33	\$170.00	8%
Percent of income if child was in a Licensed Center	13%	13%	0%

State of Iowa

Supply & Demand Comparisons	2013	2018	Increase/D ecline
Total Number of Child Care Programs	9,384	5,426	-42%
Total Number of Child Care Spaces	177,331	167,399	-6%
Total Number of Children age 0-5	241,690	242,970	1%
Families with all parents working and children under age 6	75%	75%	0%
Total children x percentage of families with all parents in the workforce	181,268	182,228	1%
Total number of programs reporting they accept DHS child care assistance	7,207	3,920	-46%

Cost of Child Care

Weekly cost for an infant in a Child Development Home	\$134.33	\$133.78	0%
Percentage of income if child was in a Child Development Home	12%	11%	-1%
Weekly cost for an infant in a Licensed Center	\$176.24	\$179.59	2%
Percentage of income if child was in a Licensed Center	15%	14%	-1%



5 Year Child Care Data

Scott County

Supply & Demand Comparisons	2013	2018	Increase/ Decline
Total number of child care programs listed with CCR&R	603	331	-45%
Total number of child care spaces listed with CCR&R	9,864	9,183	-7%
Total number of children age 0-5	13,572	13,743	1%
Families with all parents working and children under age 6	71%	70%	-1%
Total children x percentage of families with all parents in the workforce	9,636	9,620	0%
Total number of programs reporting they accept DHS child care assistance	526	283	-46%

Cost of Child Care

Weekly cost for an infant in a Child Development Home	\$129.26	\$140.45	9%
Percentage of income if child was in a Child Development Home	10%	10%	0%
Weekly cost for an infant in a Licensed Center	\$189.90	\$215.65	14%
Percent of income if child was in a Licensed Center	15%	15%	0%

State of Iowa

Supply & Demand Comparisons	2013	2018	Increase/D ecline
Total Number of Child Care Programs	9,384	5,426	-42%
Total Number of Child Care Spaces	177,331	167,399	-6%
Total Number of Children age 0-5	241,690	242,970	1%
Families with all parents working and children under age 6	75%	75%	0%
Total children x percentage of families with all parents in the workforce	181,268	182,228	1%
Total number of programs reporting they accept DHS child care assistance	7,207	3,920	-46%

Cost of Child Care

Weekly cost for an infant in a Child Development Home	\$134.33	\$133.78	0%
Percentage of income if child was in a Child Development Home	12%	11%	-1%
Weekly cost for an infant in a Licensed Center	\$176.24	\$179.59	2%
Percentage of income if child was in a Licensed Center	15%	14%	-1%